

We pioneer motion

Schaeffler Training Campus

Access with an existing medias account

You are new to the Schaeffler Training Campus? Then it is important that you modify your existing registration on Schaeffler medias to gain access to the Schaeffler Training Campus and your training sessions.

You can modify your medias account using your browser, tablet or smartphone. Below you will find instructions on how to modify your medias account with your browser.

1 Update your medias user profile

Please log in to the medias website <https://medias.schaeffler.com> with your user profile (e-mail address and password (1)).

Click on your account (2) and then on “Account Settings” (3).

Click on “Personal data & password” (4) to open the account settings.

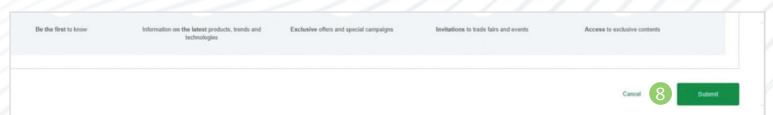
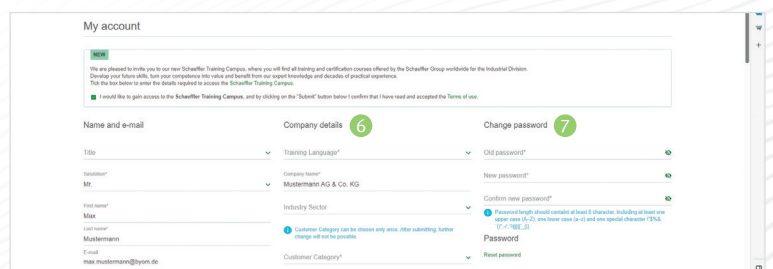
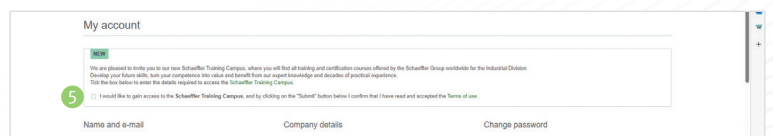
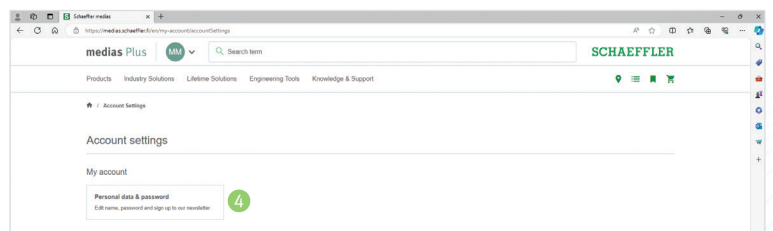
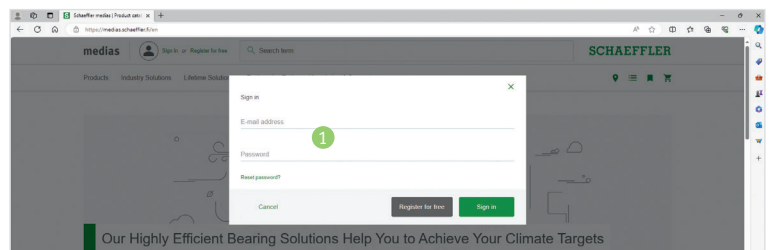
Check the box “I would like to gain access to the Schaeffler Training Campus...” (5).

Please note that the “Company details” (6) are now extended with some very important information to be defined.

Fill out the form.

Enter your new password (7).

Please scroll down to the bottom of the screen. Click on “Submit” (8).



Please note that you cannot change your customer category after submitting.

Click on “Submit” (📩).

2 User account review and guest mode

Your request for access to the [Schaeffler Training Campus](#) will be forwarded for review. This process may take up to two working days.

You will still have access to the Schaeffler Training Campus in guest mode.

Schaeffler medias Business account:

Users having Schaeffler medias Business account will also need to update the user profile. But they are automatically approved.

