

We pioneer motion

Schaeffler Training Campus

New user registration on Schaeffler medias

You are new to the Schaeffler Training Campus? Then it is important that you register on Schaeffler medias to gain access to the Schaeffler Training Campus and your training sessions.

You can register using your browser, tablet or smartphone. Below you will find instructions on how to create a medias account with your browser.

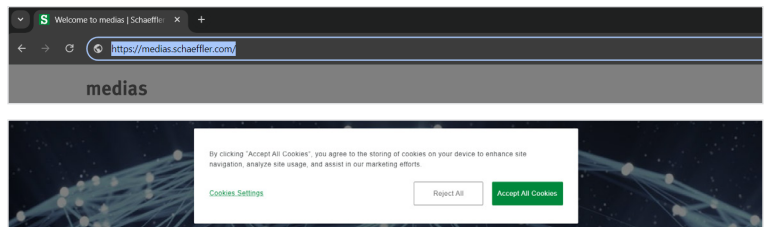
1 How to find medias

The address for the medias website is:

<https://medias.schaeffler.com>

Please note that cookies must be accepted.

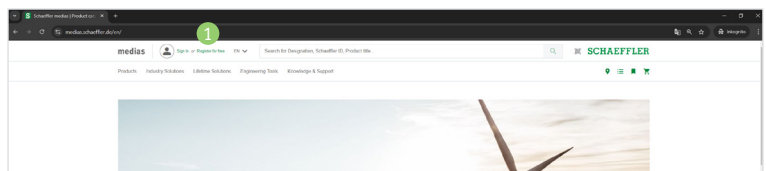
Select your country.



2 Registration on medias

Click on “Register for free” (1).

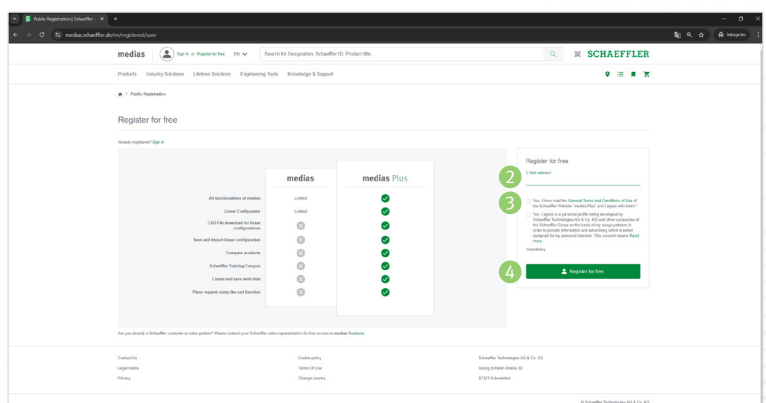
By registering with medias, you will have a medias Plus user account.



Enter your e-mail address (2).

Read and accept our terms of use (3).

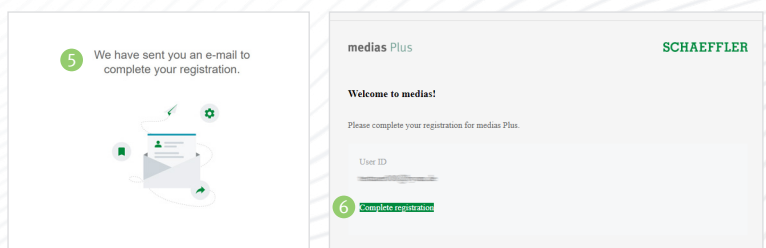
You may also agree that Schaeffler may use your personal profile to provide personalized information.




Click on “Register for free” (4).

You will receive a welcome e-mail from medias to complete your registration (5).

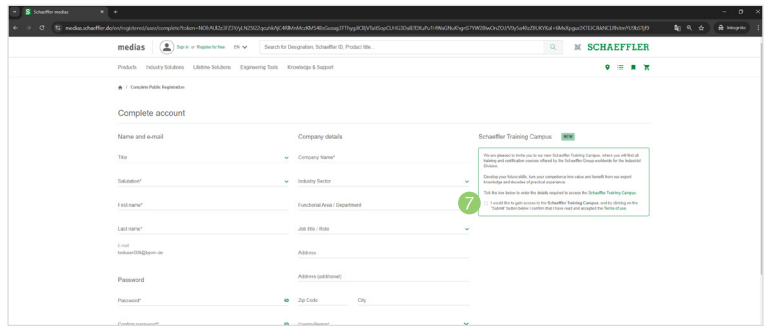
Please click on the “Complete registration” button in the e-mail you received (6).



 **Schaeffler medias:** Medias is a Schaeffler platform that provides documentation and tools for Schaeffler products and services.

3 Complete your account

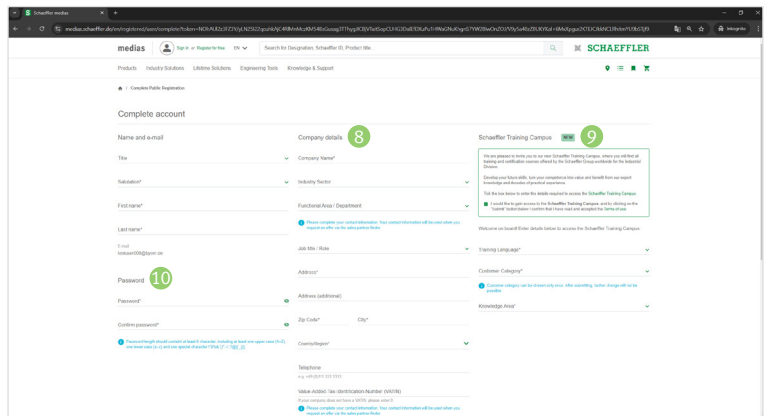
Check the box “I would like to gain access to the Schaeffler Training Campus...” (7).



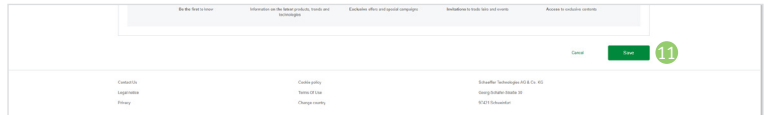
Please note that the “Company details” (8) and “Schaeffler Training Campus” (9) are now extended with some very important information to be defined.

Fill out the form.

Enter your new password (10).

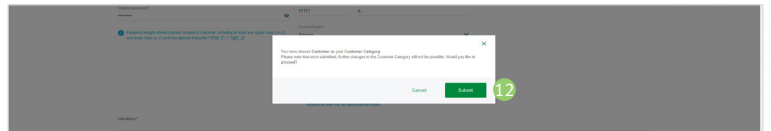


Please scroll down to the bottom of the screen. Click on “Submit” (11).



Please note that you cannot change your customer category after submitting.

Click on “Submit” (12).



Please click on the green button (13) to activate your profile on the Schaeffler Training Campus free of charge.

